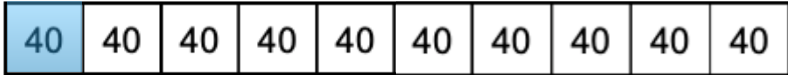
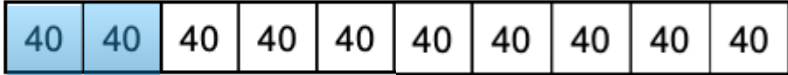
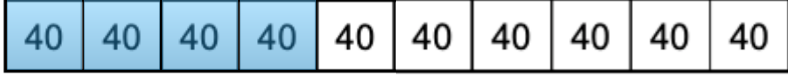
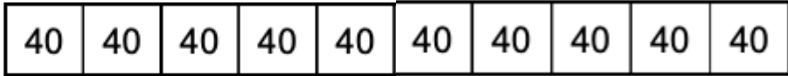
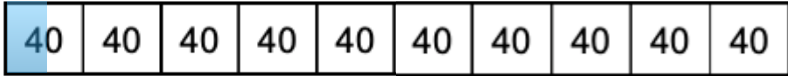
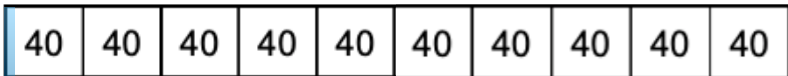
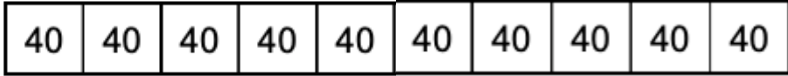


Question	Diagram	Strategy Outline	Working
10% of 400		10% <i>of</i> 400 = $400 \div 10$	$400 \div 10 = 40$
20% of 400		20% = 2 x 10%	
40% of 400			
30% of 400			
5% of 400			
1% of 400			
6% of 400			
77% of 400	